

Welcome to the Energy Future.
Where Energy Technology Drives Better Business

Wireless 500 VAC Voltage Meters

General Description

The Wireless 500 VAC Voltage Meter is an analog measuring device that reports the measured VACrms on user specified intervals.

- Wireless interface for measuring voltage
- Measures voltage up to 500 VACrms



Free software basic online wireless sensor monitoring and notification system to configure sensors, view data and set alerts via SMS text and email

Principle of Operation

By connecting the leads on the Efficient Power Tech Wireless 500 VAC Voltage Meter to the hot (black) and neutral (white) terminals of an AC power system, the sensor can measure the voltage and send data to the software Online Sensor Monitoring and Notification System. The data is stored in the online system and can be reviewed and exported as a data sheet or graph. Notifications can be set up through the online system to alert the user when certain thresholds have been met or exceeded.

Example Applications

- Power Lines
- Machinery
- Electrical Motors
- Generators
- Many additional applications

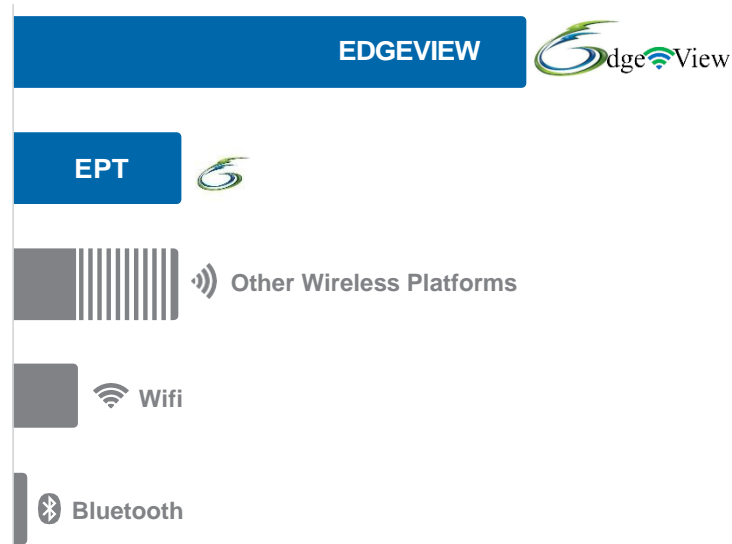
Features of Efficient Power Tech EDGEVIEW Sensors

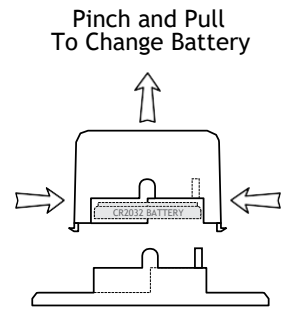
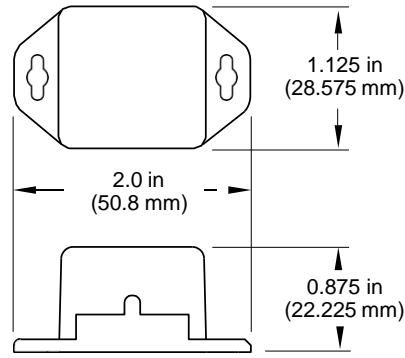
- Wireless range of 1,200+ feet through 12+ walls *
- Frequency-Hopping Spread Spectrum (FHSS)
- Improved interference immunity
- Improved power management for longer battery life ** (12+ years on AA batteries)
- Encrypt-RF® Security (Diffie-Hellman Key Exchange + AES-128 CBC for sensor data messages)
- Onboard data memory stores up to 512 readings per sensor:
 - 10-minute heartbeats = 3.5 days
 - 2-hour heartbeats = 42 days
- Over-the-air updates (future proof)
- Free software basic online wireless sensor monitoring and notification system to configure sensors, view data and set alerts via SMS text and email

* Actual range may vary depending on environment.

** Battery life is determined by sensor reporting frequency and other variables. Other power options are also available.

Wireless Range Comparison





Wireless 500 VAC Voltage Meter (Coin Cell) | Technical Specifications

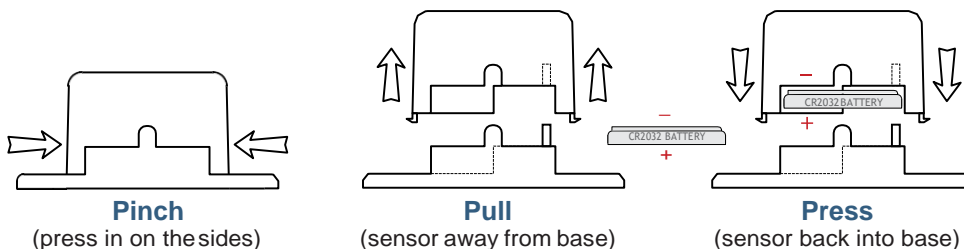
Supply voltage	2.0–3.6 VDC *
Current consumption	0.2 μ A (sleep mode), 0.7 μ A (RTC sleep), 570 μ A (MCU idle), 2.5 mA (MCU active), 5.5 mA (radio RX mode), 22.6 mA (radio TX mode)
Operating temperature range (board circuitry and coin cell)	-7°C to +60°C (20°F to +140°F)
Optimal battery temperature range (coin cell)	+10°C to +50°C (+50°F to +122°F)
Accurate Range	0–500 VACrms
Absolute Maximum Input Voltage	600 VACrms
Accuracy	+/- (1 Volt +2% of reading)
Calibrated Accuracy	+/- (.5 Volt +1% reading)
Resolution	.1 VACrms
Input Impedance	2 MOhm
Response Time	~ 1 Second
Leaded Wire Specification	2 Wires, 1 ft (12 in), Black (Hot), White (Neutral), 18 AWG (Custom lengths available upon request.)
Integrated Memory	Up to 512 sensor messages
Wireless range	1,200+ ft non-line-of-sight
Security	Encrypt-RF® (256-bit key exchange and AES-128 CTR)
Weight	1.0 oz.
Certifications	900 MHz product; FCC ID: ZTL-G2SC1 and IC: 9794A-G2SC1. 868 and 433 MHz product tested and found to comply with: EN 300 220-2 V3.1.1 (2017-02), EN 300 220-2 V3.1.1 (2017-02) and EN 60950

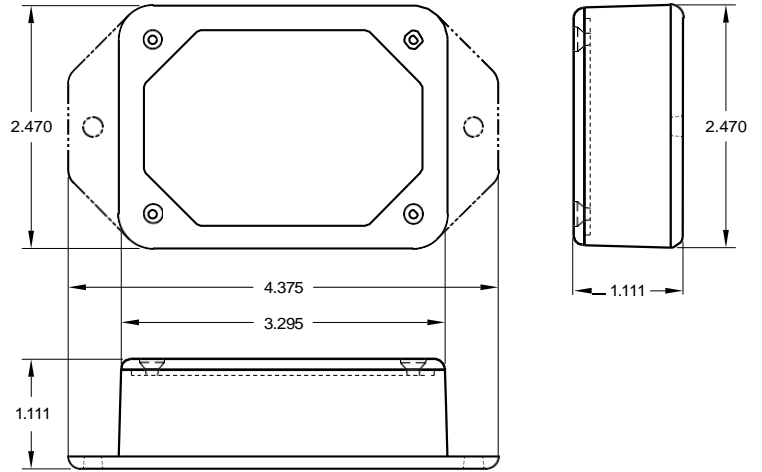


Industry
Canada

* Circuit cannot withstand negative voltage. Please take care when installing batteries.

PinchPower™ Enclosure





EDGEVIEW Wireless 500 VAC Voltage Meter (AA) | Technical Specifications

Supply voltage	2.0–3.6 VDC (3.0–3.6 VDC using power supply) *
Current consumption	0.2 μ A (sleep mode), 0.7 μ A (RTC sleep), 570 μ A (MCU idle), 2.5 mA (MCU active), 5.5 mA (radio RX mode), 22.6 mA (radio TX mode)
Operating temperature range (board circuitry and batteries)	-18°C to 55°C (0°F to 130°F) using alkaline -40°C to 85°C (-40°F to 185°F) using lithium
Optimal battery temperature range (AA)	+10°C to +50°C (+50°F to +122°F)
Accurate Range	0–500 VACrms
Absolute Maximum Input Voltage	600 VACrms
Accuracy	+/- (1 Volt + 2% of reading)
Calibrated Accuracy	+/- (.5 Volt + 1% of reading)
Resolution	.1 VACrms
Input Impedance	2 MOhm
Response Time	~1 Second
Leaded Wire Specification	2 Wires, 1 ft (12 in), Black (Hot), White (Neutral), 18 AWG (Custom lengths available upon request.)
Integrated Memory	Up to 512 sensor messages
Wireless range	1,200+ ft non-line-of-sight
Security	Encrypt-RF® (256-bit key exchange and AES-128 CTR)
Weight	4.0 oz.
Certifications	900 MHz product; FCC ID: ZTL-G2SC1 and IC: 9794A-G2SC1. 868 and 433 MHz product tested and found to comply with: EN 300 220-2 V3.1.1 (2017-02), EN 300 220-2 V3.1.1 (2017-02) and EN 60950



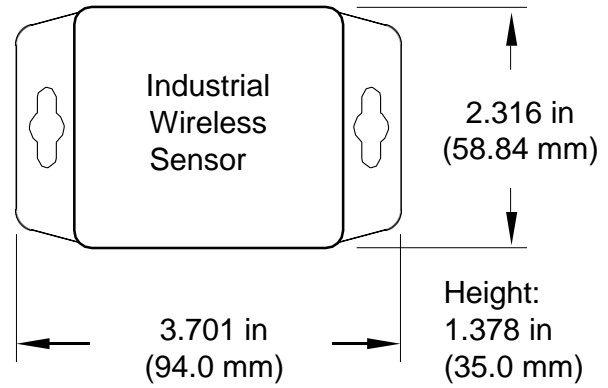
Industry
Canada

* Circuit cannot withstand negative voltage. Please take care when installing batteries.



Power Options

Two replaceable 1.5V AA sized batteries are included with the standard model. A line-power version with battery backup is also available—allowing it to be powered by a standard 3.0–3.6V power supply and use the internal batteries if there is a power interruption.

Power options must be selected at time of purchase as the internal hardware of the sensor must be changed to support the selected power requirements.



EDGEVIEW Industrial Wireless 500 VAC Voltage Meter | Technical Specifications

Supply voltage	2.0–3.8 VDC (3.0–3.8 VDC using power supply) *	
Current consumption	0.2 μ A (sleep mode), 0.7 μ A (RTC sleep), 570 μ A (MCU idle), 2.5 mA (MCU active), 5.5 mA (radio RX mode), 22.6 mA (radio TX mode)	
Operating temperature range (board circuitry and battery)	-40°C to +85°C (-40°F to +185°F)	
Included battery	Max temperature range	-40° to +85°C (-40° to +185°F)
	Capacity	1500 mAh
Optional solar feature	Solar panel	5VDC/30mA (53mm x 30mm)
	Charging temperature range	0° to 45°C (32° to 113°F)
	Max temperature range	-20° to 60°C (-4° to 140°F)
	Included rechargeable battery	600 mAh/>2000 charge cycles (80% of initial capacity)
	Solar efficiency	Optimized for high and low-light operation **
Accurate Range	0–500 VACrms	
Absolute Maximum Input Voltage	600 VACrms	
Accuracy	+/- (1 Volt + 2% of reading)	
Calibrated Accuracy	+/- (.5 Volt + 1% of reading)	
Resolution	.1 VACrms	
Input Impedance	2 MOhm	
Response Time	~ 1 Second	
Leaded Wire Specification	2 Wires, 1 ft (12 in), Black (Hot), White (Neutral), 18 AWG (Custom lengths available upon request.)	
Integrated memory	Up to 512 sensor messages	
Wireless range	1,200+ ft non-line-of-sight	
Security	Encrypt-RF® (256-bit key exchange and AES-128 CTR)	
Weight	4.7 ounces	
Enclosure rating	NEMA 1, 2, 4, 4x, 12 and 13 rated, sealed and weather proof	
UL rating	UL Listed to UL508-4x specifications (File E194432)	
Certifications	 	900 MHz product; FCC ID: ZTL-G2SC1 and IC: 9794A-G2SC1. 868 and 433 MHz product tested and found to comply with: EN 300 220-2 V3.1.1 (2017-02), EN 300 220-2 V3.1.1 (2017-02) and EN 60950

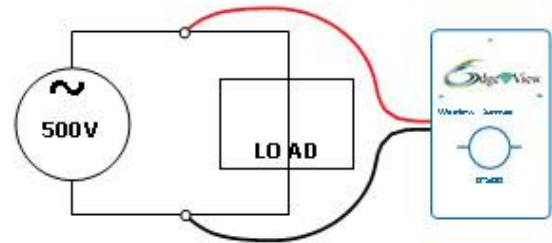
* Circuit cannot withstand negative voltage. Please take care when installing batteries.

** Light present 25% of day yields 125% of operating power to support 10-minute heartbeat.

Proper Installation

If the sensor is not connected to the power source properly, it will appear that the sensor is broken. Please follow this wiring diagram to ensure proper performance and detection.

Note: The color red has been used in the diagram to substitute for the white wire.



Commercial Grade Sensors

Efficient Power Tech commercial grade sensors are designed for applications in ordinary environments (normal room temperature, humidity and atmospheric pressure). Do not use these sensors under the following conditions as these factors can deteriorate the product characteristics and cause failures and burnout.

- Corrosive gas or deoxidizing gas: chlorine gas, hydrogen sulfide gas, ammonia gas, sulfuric acid gas, nitric oxides gas, etc.
- Volatile or flammable gas
- Dusty conditions
- Low-pressure or high-pressure environments
- Wet or excessively humid locations
- Places with salt water, oils chemical liquids or organic solvents
- Where there are excessively strong vibrations
- Other places where similar hazardous conditions exist

Use these products within the specified temperature range. Higher temperature may cause deterioration of the characteristics or the material quality.

Industrial Grade Sensors | Type 1, 2, 4, 4X, 12 and 13 NEMA Rated Enclosure

Efficient Power Tech's Industrial sensors are enclosed in reliable, weatherproof NEMA-rated enclosures. Our NEMA-rated enclosures are constructed for both indoor or outdoor use and protect the sensor circuitry against the ingress of solid foreign objects like dust as well as the damaging effects of water (rain, sleet, snow, splashing water, and hose-directed water).

- Safe from falling dirt
- Protects against wind-blown dust
- Protects against rain, sleet, snow, splashing water, and hose-directed water
- Increased level of corrosion resistance
- Will remain undamaged by ice formation on the enclosure



For more information about our products or to place an order, please contact our sales department at 713-783-2367.

Visit us on the web at www.Efficient Power Tech.com.

Efficient Power Tech Corporation
1800 Augusta Dr
Houston, TX 77057
713-783-2367
www.Efficient Power Tech.com