

Welcome to the Energy Future.
Where Energy Technology Drives Better Business

2-200 VOLT
DETECT

Wireless DC Voltage Detection Sensors (2-200 VDC)

General Description

The EDGEVIEW DC Voltage Detector detects the presence or absence of electricity. It is intended for use on battery or other DC sources, up to 200 Volts. Not intended for use with AC Voltages. It is perfect for batteries, adapters, solar equipment, vehicles or machinery, and any other electrical appliance monitoring. The sensor triggers on voltage presence to voltage Absence and vice versa.

The data is displayed as “Voltage Detected” or “No Voltage”.

- Detects presence or absence of Voltage
- Voltage presence detected above ~2 Volts
- Voltage absence detected below ~1.8 Volts
- Detects voltages up to 200 Volts
- Reverse voltage protection, up to 200 Volts

Principle of Operation

The EDGEVIEW DC Voltage Detector detects the presence or absence of voltage. The sensor triggers on voltage presence to voltage absence and vice versa. The data is displayed as “Voltage Detected” or “No Voltage”. If no change is observed within the heartbeat interval, the state is continuously reported on the heartbeat interval. Transitions and heartbeat data is logged into a cloud service. The user can set the system to send an alert on either state, or on the transition of states.

Example Applications

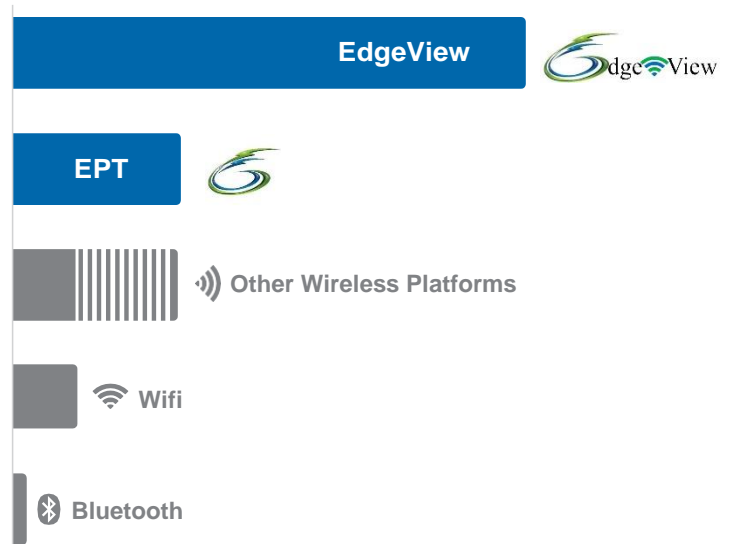
- Battery Power
- Relays/Switches
- Appliances
- Adapters
- Solar
- Power Supplies
- Sump Pumps
- Many additional applications

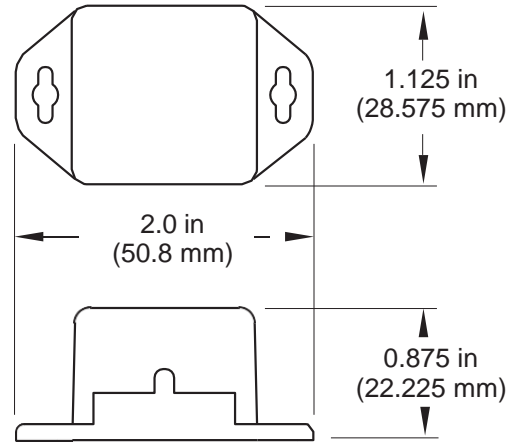
Features of Efficient Power Tech EDGEVIEW Sensors

- Wireless range of 1,200+ feet through 12+ walls *
- Frequency-Hopping Spread Spectrum (FHSS)
- Improved interference immunity
- Improved power management for longer battery life ** (12+ years on AA batteries)
- Encrypt-RF® Security (Diffie-Hellman Key Exchange + AES-128 CBC for sensor data messages)
- Onboard data memory stores up to 512 readings per sensor:
 - 10-minute heartbeats = 3.5 days
 - 2-hour heartbeats = 42 days
- Over-the-air updates (future proof)
- Free software basic online wireless sensor monitoring and notification system to configure sensors, view data and set alerts via SMS text and email

- * Actual range may vary depending on environment.
- ** Battery life is determined by sensor reporting frequency and other variables. Other power options are also available.

Wireless Range Comparison





EDGEVIEW Commercial Coin Cell Wireless DC Voltage Detection Sensor | Technical Specifications

Supply voltage	2.0–3.8 VDC *
Current consumption	0.2 μ A (sleep mode), 0.7 μ A (RTC sleep), 570 μ A (MCU idle), 2.5 mA (MCU active), 5.5 mA (radio RX mode), 22.6 mA (radio TX mode)
Operating temperature range (board circuitry and coin cell)	-7°C to +60°C (20°F to +140°F) **
Optimal battery temperature range (coin cell)	+10°C to +200°C (+50°F to +392°F)
Maximum rated input voltage	200.0 Volts***
Minimum rated input voltage	-200.0 Volts ***
Voltage detection threshold	Present above ~2 VDC, Absent below ~1.8 VDC (Indeterminant from 1.8 to 2 VDC) ****
Trigger	Transmits data upon state change
Open circuit reading	Voltage absent
Response Time	~2 Seconds
Leaded wire specification	2 Wires, 1 ft (12 in), Red (+), Black (-), 22 AWG (Custom lengths available upon request)
Integrated memory	Up to 512 sensor messages
Wireless range	1,200+ ft non-line-of-sight
Security	Encrypt-RF® (256-bit key exchange and AES-128 CTR)
Weight	0.7 ounces
Certifications	900 MHz product; FCC ID: ZTL-G2SC1 and IC: 9794A-G2SC1. 868 and 433 MHz product tested and found to comply with: EN 300 220-2 V3.1.1 (2017-02), EN 300 220-2 V3.1.1 (2017-02) and EN 609200



Industry
Canada

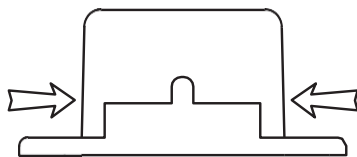
* Circuit cannot withstand negative voltage. Please take care when installing batteries.

** At temperatures above 100°C, it is possible for the board circuitry to lose programmed memory.

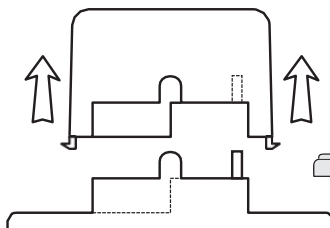
*** Connecting to voltages over the rated voltage can damage the hardware.

**** The sensor may indicate present or absent in the indeterminant range.

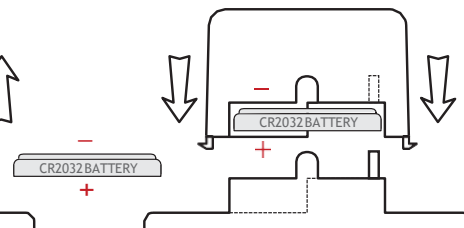
PinchPower™ Enclosures



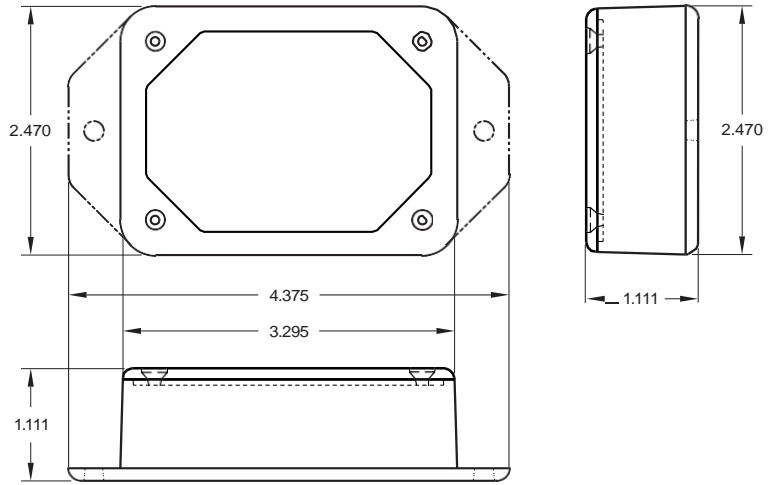
Pinch
(press in on the sides)



Pull
(sensor away from base)



Press
(sensor back into base)



EDGEVIEW Commercial AA Wireless DC Voltage Detection Sensor | Technical Specifications

Supply voltage	2.0–3.8 VDC (3.0–3.8 VDC using power supply) *
Current consumption	0.2 μ A (sleep mode), 0.7 μ A (RTC sleep), 570 μ A (MCU idle), 2.5 mA (MCU active), 5.5 mA (radio RX mode), 22.6 mA (radio TX mode)
Operating temperature range (board circuitry and batteries)	-18°C to 55°C (0°F to 130°F) using alkaline -40°C to 85°C (-40°F to 185°F) using lithium **
Optimal battery temperature range (AA)	+10°C to +20°C (+50°F to +392°F)
Maximum rated input voltage	200.0 Volts***
Minimum rated input voltage	-200.0 Volts ***
Voltage Detection Threshold	Present above ~2 VDC, Absent below ~1.8 VDC (Indeterminant from 1.8 to 2 VDC) ****
Trigger	Transmits data upon state change
Open circuit reading	Voltage absent
Response Time	~2 Seconds
Leaded wire specification	2 Wires, 1 ft (12 in), Red (+), Black (-), 22 AWG (Custom lengths available upon request)
Integrated memory	Up to 512 sensor messages
Wireless range	1,200+ ft non-line-of-sight
Security	Encrypt-RF® (256-bit key exchange and AES-128 CTR)
Weight	3.7 ounces
Certifications	900 MHz product; FCC ID: ZTL-G2SC1 and IC: 9794A-G2SC1. 868 and 433 MHz product tested and found to comply with: EN 300 220-2 V3.1.1 (2017-02), EN 300 220-2 V3.1.1 (2017-02) and EN 609200



* Circuit cannot withstand negative voltage. Please take care when installing batteries.

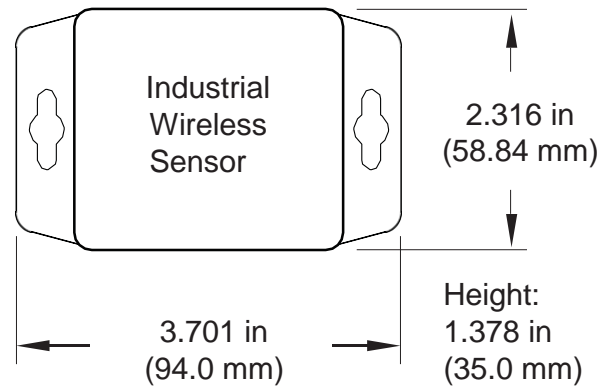
** At temperatures above 100°C, it is possible for the board circuitry to lose programmed memory.

*** Connecting to voltages over 200 volts can damage the hardware.



**** The sensor may indicate present or absent in the indeterminant range.

Power Options

The standard version of this sensor is powered by two replaceable 1.5 V AA sized batteries (included with purchase). This sensor is also available with a line power option. The line powered version of this sensor has a barrel power connector allowing it to be powered by a standard 3.0–3.6 V power supply. The line powered version also uses two standard 1.5 V AA batteries as backup for uninterrupted operation in the event of line power outage. Power options must be selected at time of purchase, as the internal hardware of the sensor must be changed to support the selected power requirements.



EDGEVIEW Industrial Wireless DC Voltage Detection Sensor | Technical Specifications

Supply voltage	2.0–3.8 VDC (3.0–3.8 VDC using power supply) *	
Current consumption	0.2 μ A (sleep mode), 0.7 μ A (RTC sleep), 570 μ A (MCU idle), 2.5 mA (MCU active), 5.5 mA (radio RX mode), 22.6 mA (radio TX mode)	
Operating temperature range (board circuitry and battery)	-40°C to +85°C (-40°F to +185°F) **	
Included battery	Max temperature range	-40° to +85°C (-40° to +185°F)
	Capacity	12000 mAh
Optional solar feature	Solar panel	5VDC/30mA (53mm x 30mm)
	Charging temperature range	0° to 45°C (32° to 113°F)
	Max temperature range	-20° to 60°C (-4° to 140°F)
	Included rechargeable battery	600 mAh/>2000 charge cycles (80% of initial capacity)
	Solar efficiency	Optimized for high and low-light operation ***
Maximum rated input voltage	200.0 Volts****	
Minimum rated input voltage	-200.0 Volts ****	
Voltage detection threshold	Present above ~2 VDC, Absent below ~1.8 VDC (Indeterminant from 1.8 to 2 VDC) ****	
Trigger	Transmits data upon state change	
Open circuit reading	Voltage absent	
Response Time	~2 Seconds	
Leaded wire specification	2 Wires, 1 ft (12 in), Red (+), Black (-), 22 AWG (Custom lengths available upon request)	
Integrated memory	Up to 512 sensor messages	
Wireless range	1,200+ ft non-line-of-sight	
Security	Encrypt-RF® (256-bit key exchange and AES-128 CTR)	
Weight	4.7 ounces	
Enclosure rating	NEMA 1, 2, 4, 4x, 12 and 13 rated, sealed and weather proof	
UL rating	UL Listed to UL2008-4x specifications (File E194432)	
Certifications	 	900 MHz product; FCC ID: ZTL-G2SC1 and IC: 9794A-G2SC1. 868 and 433 MHz product tested and found to comply with: EN 300 220-2 V3.1.1 (2017-02), EN 300 220-2 V3.1.1 (2017-02) and EN 609200

* Circuit cannot withstand negative voltage. Please take care when installing batteries.

** At temperatures above 100°C, it is possible for the board circuitry to lose programmed memory.

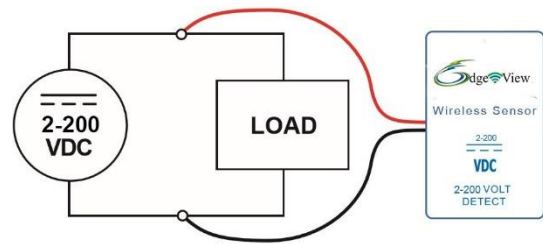
*** Light present 25% of day yields 125% of operating power to support 10-minute heartbeats.

**** Connecting to voltages over 200 volts can damage the hardware.

***** The sensor may indicate present or absent in the indeterminant range.

Proper Installation

If the sensor is not connected to the power source properly, it will appear that the sensor is broken. Please follow this wiring diagram to ensure proper performance and detection.



Commercial Grade Sensors

Efficient Power Tech commercial grade sensors are designed for applications in ordinary environments (normal room temperature, humidity and atmospheric pressure). Do not use these sensors under the following conditions as these factors can deteriorate the product characteristics and cause failures and burnout.

- Corrosive gas or deoxidizing gas: chlorine gas, hydrogen sulfide gas, ammonia gas, sulfuric acid gas, nitric oxides gas, etc.
- Volatile or flammable gas
- Dusty conditions
- Low-pressure or high-pressure environments
- Wet or excessively humid locations
- Places with salt water, oils chemical liquids or organic solvents
- Where there are excessively strong vibrations
- Other places where similar hazardous conditions exist

Use these products within the specified temperature range. Higher temperature may cause deterioration of the characteristics or the material quality.

Industrial Grade Sensors | Type 1, 2, 4, 4X, 12 and 13 NEMA Rated Enclosure

Efficient Power Tech's Industrial sensors are enclosed in reliable, weatherproof NEMA-rated enclosures. Our NEMA-rated enclosures are constructed for both indoor or outdoor use and protect the sensor circuitry against the ingress of solid foreign objects like dust as well as the damaging effects of water (rain, sleet, snow, splashing water, and hose-directed water).

- Safe from falling dirt
- Protects against wind-blown dust
- Protects against rain, sleet, snow, splashing water, and hose-directed water
- Increased level of corrosion resistance
- Will remain undamaged by ice formation on the enclosure

For more information about our products or to place an order, please contact our sales department at 713-783-2367.

Visit us on the web at www.efficientpowertech.com.



Efficient Power Tech Corporation
1800 Augusta Dr. #232
Houston, TX 77057
713- 783-2367
www.Efficient Power Tech.com